

Quick Reference Guide How to log onto the Secured Internet Edge service for BYO DEVICES





Description

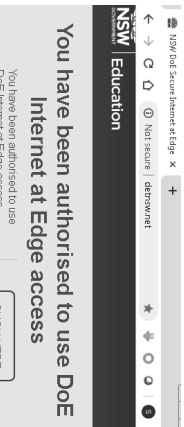

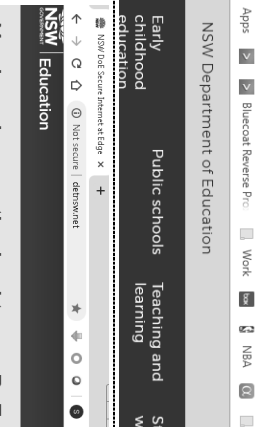

The Department of Education is introducing a new internet service at schools. It's an initiative to meet future demands by increasing Internet speed and helping to protect schools from cyber threats.

How will this affect you?

The only thing that will change is the way you connect to the Internet through the login process.

For those of you who use your own devices (BYOD) including Apple Macs, iPads, Chromebooks and Androids, please follow the instructions below.

INSTRUCTIONS	SCREENSHOT CLARIFICATION
To connect to the Internet, launch a web browser and go to detrnsw.net	
Make sure you use the same username format as: firstname.lastname@detrnsw	
Click Sign in.	
Note: On a shared device, never save your password. The next user may pretend to be you!	

INSTRUCTIONS	SCREENSHOT CLARIFICATION
If your login details are correct, you will be redirected to a landing page. Then Click here or click your bookmark to start browsing Internet.	
Browse the Internet and use your applications as usual.	
If you are using a shared device, remember to go to detrnsw.net and logout (or the next user may pretend to be you)	
Close your browser to finish logout process. Windows: Click the “X” in the top right corner of the browser window or press Alt-F4. iPad/iPhones: Double tap the home button, swipe the browser window off the screen. Android: Tap the Recents (square) button, swipe the browser window off the screen. MACs: Press Option, Command, and Esc (Escape) keys together, select Safari and click Force Quit .	

If you navigate to an unsecured (HTTP) internet site, you may see one of the following results:

	<p>Site contents:</p> <p>You are already authenticated to the Internet at the Edge and authorised to view the page.</p>	<p>Enjoy your browsing 😊</p>
	<p>Blocked site alert:</p> <p>You are authenticated to the Internet at the Edge but NOT authorised to view the site.</p>	<p>If you believe you should have access to this page, let your teacher know.</p>
	<p>Internet at Edge Login page:</p> <p>You are NOT authenticated to the Internet at the Edge.</p>	<p>Login with your DoE account. Make sure you use the same username format as: <u>firstname.lastname@delnsw</u>. Click Login.</p>

If you navigate to a secured (HTTPS) internet site, you may see one of the following results:

	<p>Site contents:</p> <p>You are already authenticated to the Internet at the Edge and authorised to view the page.</p>	<p>Enjoy your browsing 😊</p>
	<p>This site can't be reached:</p> <p>You are authenticated to the Internet at the Edge but NOT authorised to view the page.</p>	<p>If you believe you should have access to this page, let your teacher know. This also may mean your network connection is not working, check if the sites that you have access to are working.</p>

“Your connection is not private” or “Your connection is not secure” certificate warning:

You are NOT authenticated to the Internet at the Edge.

Navigate to **delnsw.net** to authenticate to Internet at the Edge.

